

Introducing NYC Mesh Wiki

This page is intended as a catch page for people who follow old docs links which no longer lead anywhere.

NYC Mesh Wiki has replaced NYC Mesh

Docs:

If you've landed on this page, you were probably trying to follow a link to something on *nycmesh.net/docs*. That section of our website has now been replaced by this wiki and the specific page you were looking for no longer exists, so you were redirected here.

You are now on the NYC Mesh wiki, our new central repository of information. We apologize we weren't able to link you directly to the article you were looking for. Please see the following information to help find what you need.

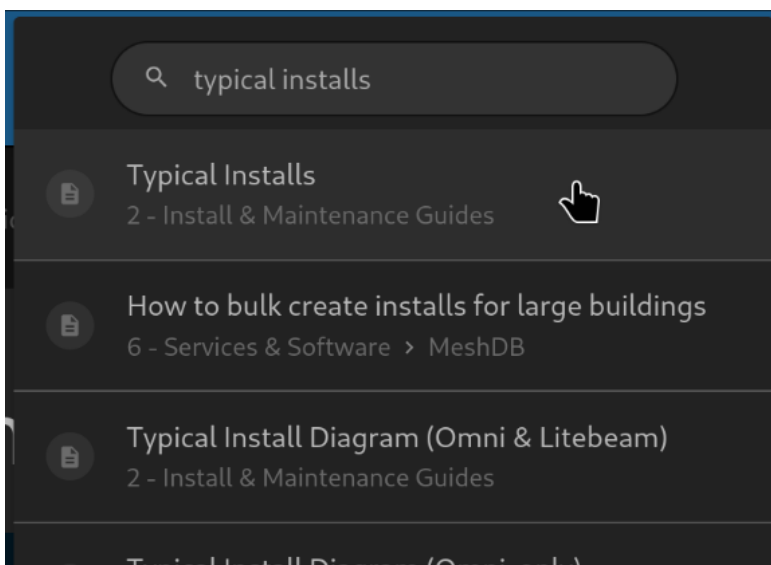
How to find what you are looking for:

Using the wiki is easy! You can either search for the topic you need with the search bar at the top, or browse individual sections with the sidebar on the left.

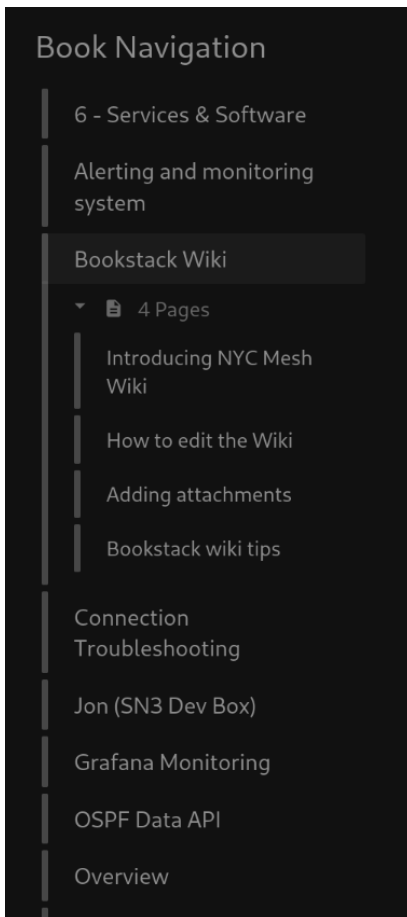
The Wiki is organized into Books, Chapters and Pages.

- Books organize overall sections, grouping related sub topics together.
- Chapters group individual pages containing information about related topics.
- Pages cover specific topics and may include various sections.

To search for a topic, click the search bar above and type in a few key words about your topic.



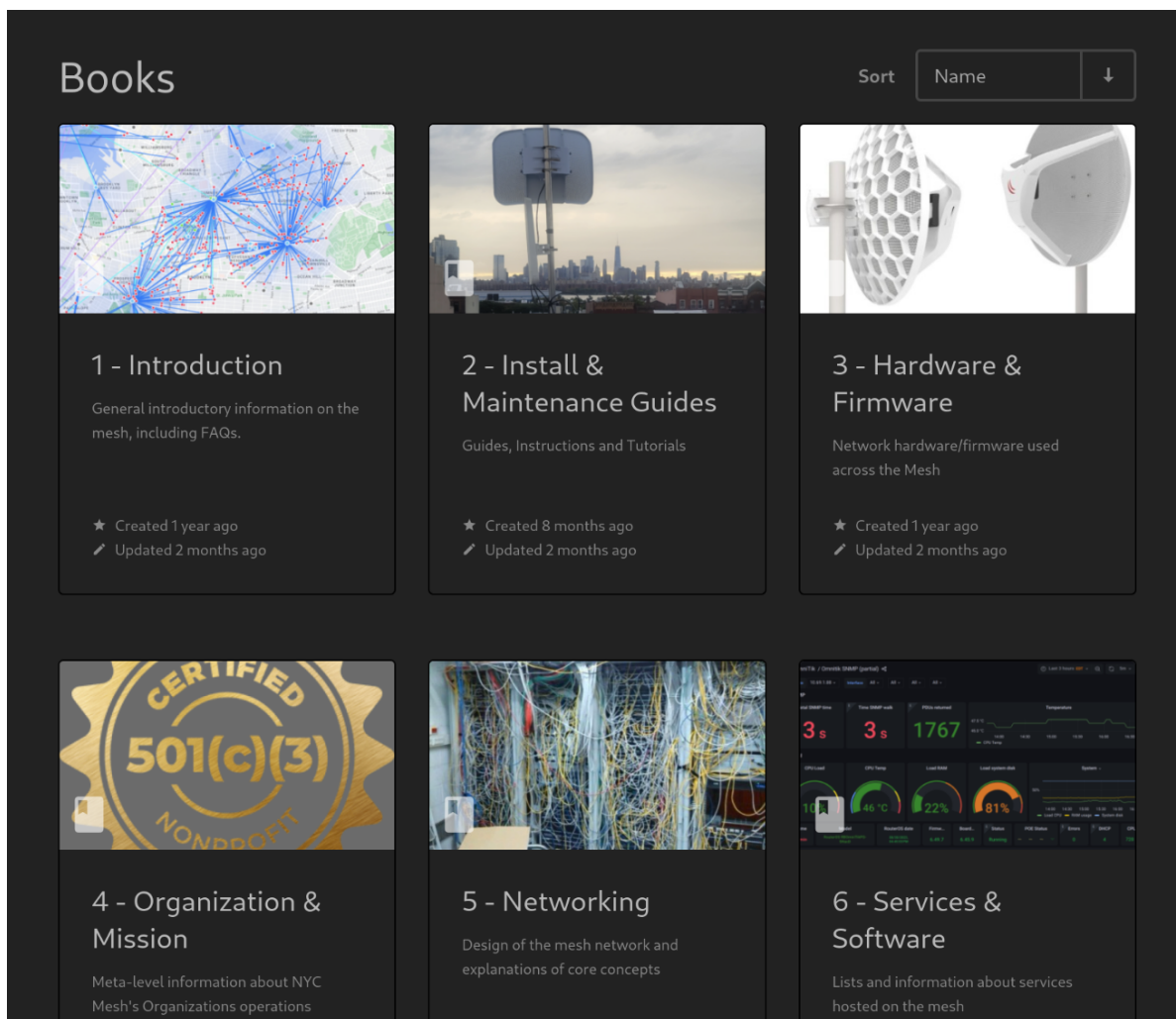
You can browse to different pages on a subject with the sidebar on the left:



To **"Start at the Top"** and view the whole wiki as a whole, click the NYC Mesh Wiki logo at the top left.



From there you can explore individual sections and topics, diving deeper into the categories with each following layer.



Why we made this change:

Our previous documentation section of our website (nycmesh.net/docs) used [Github](https://github.com) as the hosting and editing back end.

This was great for allowing multiple people to work on our website and provide edits, however it required knowledge of Github and some basic coding experience (markdown language) to use. It also required installing [Hugo](https://gohugo.io) (the website engine) on your system and setting up a local copy of the website to test your changes.

Following feedback from our members that the docs were hard to edit and difficult for new people to use, we decided to move to a different system.

This [Bookstack Wiki](https://bookstack.wiki) site allows easy editing from any device with a simple to use interface. Anyone can make an account and contribute to the side, no web design or coding experience required. Please see [How to edit the Wiki](#) for step by step instructions.

The Wiki also has an audit log, allow previous revisions and changes to be seen, rolled back to and managed.

The goal of this change is to encourage more engagement and frequent updates to our documentation by making editing and updating them easier for anyone to do.

Revision #13

Created 29 August 2024 00:23:42 by Lydon Thorpe

Updated 29 August 2024 01:26:39 by Lydon Thorpe